

WORLD  
BOOK  
DAY  
4 MARCH 2021

# WORLD BOOK DAY

Changing lives through a love of books and shared reading.

*While we can't celebrate World Book Day in our normal way, we hope that you enjoy trying some of these activities that we have out together.*

*You do not have to do every activity but we would like you to choose a few to complete. Remember to upload any work that you do on your portfolio.*

*We would also really like to hear as many children as possible reading aloud. Why not record yourself reading your favourite short story or an extract from your favourite book. You can upload the video onto your portfolio for us to see.*

*We look forward to seeing all of the wonderful work that you complete.*

*Here are some great websites that you may also like to visit.*

<https://www.worldbookday.com/2020/09/world-book-day-2021-announcements/>

<https://www.lovereading4kids.co.uk/>

<https://www.bbc.co.uk/cbbc/curations/awesome-authors>

<https://www.bbc.co.uk/programmes/articles/59TzPqPPGM8h05IKKnck6Q/bringing-books-to-life>

<https://www.bbc.co.uk/programmes/articles/5ILPPGCICvFQZ41WVC9rxjm/english>

# World Book Day

## About World Book Day

The first World Book Day was in **1995**.  
World Book Day is a celebration of:

- **authors** – people who write books;
- **illustrators** – artists who draw pictures for books;
- **books** – funny, scary and true stories, poetry, jokes and much more.

Most importantly, it's a celebration of **readers** – **that's you!**



WORLD  
BOOK  
DAY  
4 MARCH 2021

# WORLD BOOK DAY



Changing lives through a love of books and shared reading.

**Dress up as your favourite character from a book or film. You do not need to buy anything. It is more fun to make your own costume!**





**Make a book just by folding paper.** Choose your favourite story and retell it in your home made book.



WORLD BOOK DAY

# Make Your Own Books

You can make fantastic books from just single sheets of paper. Here are four ideas, ranging from simple to complex for pupils from Foundation to KS4.

SPONSORED BY  
**NATIONAL BOOK TOKENS**

### Basic folding for all books

---

**1**

In the landscape position fold paper in half.

**2**

Fold in half again.

**3**

Open this fold.

**4**

With the fold at the top fold downwards in half.

**5**

Open the sheet.

**6**

You have eight rectangles.

These fantastic book-making ideas have been created *exclusively* for World Book Day by Paul Johnson. Paul is director of the Book Art Project, the main aim of which is raising standards of writing through the book arts.

You can make hundreds of different books from these eight rectangles.

© Paul Johnson

Details about his INSET courses for teachers, workshops for children and publications can be found at:  
[bookart.co.uk](http://bookart.co.uk), or contact him directly at [pauljohnson@bookart.co.uk](mailto:pauljohnson@bookart.co.uk)

1

Here's another book for you to make. You'll need scissors this time. These ideas and more can be found at

[www.worldbookday.com/resources/primary/](http://www.worldbookday.com/resources/primary/)



WORLD BOOK DAY

SPONSORED BY NATIONAL BOOK tokens

# Make Your Own Books

KS1

Make a HOUSE BOOK

If possible, teach the class the basic folding on p.1.

Each pupil will need:  
• A4 or an A3 sheet of paper  
• Scissors  
• Felt pens, coloured pencils, etc

1 Fold the open sheet in half lengthways.

2 On the second and third panels children draw the roof shape.

3 With the folded edge touching their tummies children cut each crease to about half way.

4 To make the roof, cut triangles from the middle of the second and third panels.

5 Turn upside down and push the left and right edges to the middle.

6 On one of the middle panels draw a right angle.

7 When this is cut and opened it becomes a door.

### CONTENT IDEAS

- 'In my house lives...'
- On the side panels, children can retell a traditional story that involves a house (for example, *The Gingerbread Man* or *The Three Little Pigs*) or invent a story of their own.
- Imagine this is a tree house. What special occasion is happening?

© Paul Johnson

Find more of Paul Johnson's great book-making ideas at [worldbookday.com/resources](http://worldbookday.com/resources) or [bookart.co.uk](http://bookart.co.uk)

2



Listen to a story read by a famous person. There's lots to choose from if you follow this link: [www.storylineonline.net/](http://www.storylineonline.net/)

The screenshot shows the Storyline Online website. At the top left is the logo "Storyline Online". To its right are navigation links: "All Books", "About Us", "Blog", and "Subscribe". A search bar with the word "SEARCH" is on the far right. Below the navigation is a featured video banner for "AS FAST AS WORDS COULD FLY" with a "WATCH HERE" button. Underneath is a section for "WORLD READ ALOUD DAY" with four book covers: "As Fast As Words Could Fly", "Library Lion", "The Hula-Hoopin' Queen", and "ARNOLD the Doughnut". Below that is a section for "BLACK HISTORY MONTH" with four book covers: "As Fast As Words Could Fly", "TROMBONE SHORTY", "RENT PARTY JAZZ", and "NO MIRRORS IN MY NANA'S HOUSE".






Whilst we can't visit the library at the moment, you can listen to this library day story on Youtube:

<https://www.youtube.com/watch?v=5f36RDz7JTU>

You can find resources linked to this book on the World Book Day website.



## Luna Loves Library Day



When Luna visits the library she finds all sorts of books. Can you find these different kinds of book in the word search? Which is your favourite?

N	J	F	A	I	R	Y	T	A	L	E	P
M	Y	S	T	E	R	Y	D	I	U	C	O
A	D	V	E	N	T	U	R	E	S	Q	E
G	S	C	I	E	N	C	E	Z	C	F	T
I	K	Q	N	A	T	U	R	E	A	U	R
C	S	D	I	N	O	S	A	U	R	N	Y
Q	N	A	H	I	S	T	O	R	Y	N	Q
J	T	E	R	F	A	N	T	A	S	Y	E

Adventure	Magic
Dinosaur	Mystery
Fairytale	Nature
Fantasy	Poetry
Funny	Scary
History	Science



Inspired by Luna Loves Library Day by Joseph Coelho & Fiona Lumbers, published by Andersen Press

## Luna Loves Library Day



Can you design covers for the books in Luna's book bag?



Inspired by Luna Loves Library Day by Joseph Coelho & Fiona Lumbers, published by Andersen Press



Make your own bookmark so that you don't lose your page in your favourite book.




# MEET THE BOOKMARKS!



On your bookmarks, get set . . . colour! Created by Rob Biddulph, creator of *Blown Away*, these collectable bookmarks can be cut-out, coloured in and kept in your favourite book.

PLEASE PHOTOCOPY THIS SHEET

SHARE A STORY ACTIVITY





# Handa's Hen

This week we have been reading the story of Handa's Hen.

<https://www.youtube.com/watch?v=-9FZqX1CBqE&safe=active>



You could make some butterfly prints or pictures.





You could make a hen and some chickens.

<https://www.youtube.com/watch?v=Z,2XV7Xg7gww>

Make your own animal number book but change the animals you spot.



# Your favourite story



Choose your favourite story and do some art work related to that book.

Become an illustrator for the day and draw a picture from your favourite book.

Can you retell your story from memory, or you could change parts of it to make a new story.