

Feel Good Friday

Fridayth February 2021 – Weather Project

Become a weather reporter for the day!

Write a weather report and video yourself presenting



<https://vimeo.com/202198787>



Feel Good Friday

Fridayth February 2021 – Weather Project

<https://kidsactivitiesblog.com/85684/weather-activities-and-crafts/>

25 FUN & EDUCATIONAL WEATHER CRAFTS & ACTIVITIES



<https://www.easy-crafts-for-kids.com/paper-windmill.html>



Collect pine cones and learn how to forecast the weather



Create your own wind sock to find out which way the wind is blowing and the speed. Use a compass to work out the direction of the wind.



Create a cool weather mobile using a branch.

Feel Good Friday

Friday 5th February 2021 – Birdwatch Project

Thunderstorms



WEATHER THEMED
snack ideas for kids




Cooking Fun!




Octopus Hot Dogs

<https://www.letsplaylearngrow.com/2017/06/weather-themed-snack-ideas.html>



The Weather



Collect Weather Sayings

Ask people if they can think of any weather sayings. Do they help predict the weather, describe the weather? Which are your favourites? You could write them down and draw a picture to make into a poster. Some sayings

**The north wind doth
blow and we shall
have snow.**



**It's raining
cats and dogs.**




BBC Schools Radio

<https://www.bbc.co.uk/teach/school-radio/nursery-rhymes-a-to-z-index/z4ddgwx>


- ◆ The animals went in 2 by 2
- ◆ I hear thunder
- ◆ Dr Foster went to Gloucester
- ◆ It's raining it's pouring
- ◆ The North wind doth blow
- ◆ We're marching in our wellingtons
- ◆ Incy Wincy Spider
- ◆ I can sing a rainbow



Feel Good Friday



The Weather



Go Outdoors

Puddle Jump

If it rains put your wellies on and jump in the puddles. What sounds can you hear when you jump in them? How deep are they? How wide? Can you jump over a puddle?




Rainbow Hunt

Do you know all the colours in a rainbow? Red, orange, yellow, green, blue, indigo and violet? Go on a rainbow hunt around your house or on your walk and find something for each colour of the rainbow.



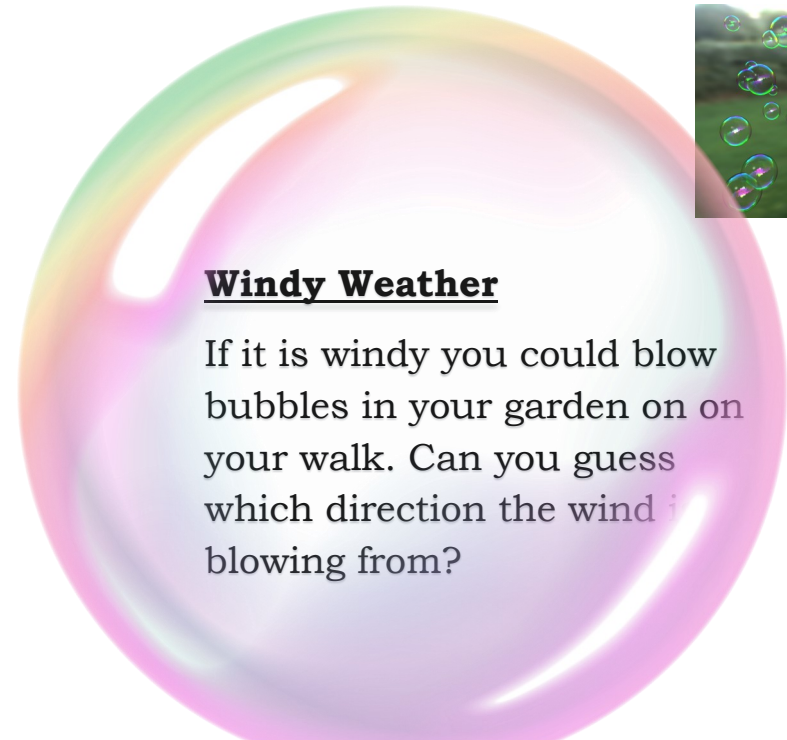
Weather Watcher


Take some photos to show what sort of weather it is today. You may need to look for clues. Can you see clouds? What shape are they? Can you see puddles, icicles, shadows? Can you feel a breeze on your face? What type of clothes are you wearing?




Windy Weather

If it is windy you could blow bubbles in your garden on your walk. Can you guess which direction the wind is blowing from?





The Weather



Weather Science Investigations



Make a **tornado in a jar.**



Make your own tornado in a jar.

What you will need:

- A clear jam jar or similar see-through container with a screw-on lid
- Washing-up liquid or liquid soap
- Food colouring

What to do:

Fill up the container with water then add a few drops of the washing-up liquid and a few drops of the food colouring. Tightly screw on the lid.

Swirl the container around in a circle lots of times and then stop. Inside you should see what looks like a tornado. It will slowly disappear as it reaches the top of the container.

Tornadoes in the real world are made in a similar way, when cold and warm air combine and spin.

Make a **bow**



walking rain-

Walking Rainbow


Science Experiment

Method

1. Decide on the 2 colours you want to mix and fill 2 glasses, each with a different coloured water.
2. Cut a piece of kitchen roll in half, then fold it into quarters lengthwise so you end up with one long thin strip of kitchen roll.
3. Put one end of the kitchen roll into one glass of coloured water and the other end into the empty glass.
4. Prepare another piece of kitchen roll and place the end of that one in your other glass of coloured water, with the other end in the same empty glass as the first piece of kitchen roll.
5. The water from both glasses 'walks' up the paper towels into the empty jar and stops when the level of water in all 3 glasses is equal.
6. The empty glass will now be a combination of the 2 other glasses, so is excellent for colour mixing activities.
7. Repeat with different primary colours. You could even try with all 3 primary colours into the same glass.

You will need:

- Empty glasses
- Water
- Food colouring: red, yellow and blue
- Kitchen roll



Make a **rain cloud**

Shaving Foam Rain Clouds

Science Experiment



Method

1. Fill the small bowls with water, then add a different food colouring to each. The more food colouring you add, the darker the colour will be.
2. Fill your large glass or vase up to about 2/3 full.
3. Squirt a generous amount of shaving foam on top of the water to create a 'cloud'.
4. Drop small amounts of coloured water onto the 'cloud' using the pipette or syringe.

You will need:

- Clear glass or vase with a wide brim
- Food colouring
- Shaving foam
- Small bowls
- Water



Feel Good Friday

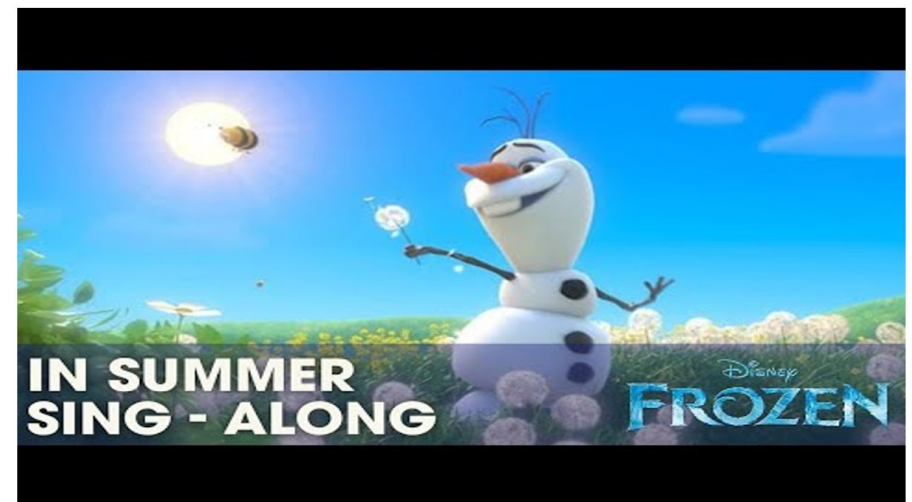
Friday 26th February 2021 – Weather Project

[FROZEN | Let It Go Sing-along | Official Disney UK](#)



Let's move & sing

[FROZEN | "In Summer" - Sing-a-long with Olaf | Official Disney UK](#)



Feel Good Friday

Friday 26th February 2021 – Weather Project

[Do the Weather Dance: Song and Dance for Kids](#)



Let's move & sing

<https://www.youtube.com/watch?v=JxOMEUYKzvs>



There are 4 Seasons – Can you name them?

We use a different name for one of the seasons in England, which one is the one we don't say in England?

Feel Good Friday

We hope you have had fun today completing some of these activities, whichever ones you chose to do.

Remember to share your activities with your teacher and have a lovely weekend.

Stay safe, from Mrs Westley, Mrs Johnson, Miss Derry, Mr Parkes and Mrs Lumley

(Your Senior Leadership Team)

